



August 12, 2020

COVID-19 TOWN HALL



State and National Updates

Kelly Fine

Executive Director | Arizona Pharmacy Association

Worldwide Cases

JOHNS HOPKINS
UNIVERSITY & MEDICINE

CORONAVIRUS
RESOURCE CENTER



COVID-19 Dashboard by the Center for Systems Science and Engineering (CSSE) at Johns Hopkins University (JHU)



Global Cases

20,372,619

Cases by Country/Region/Sovereignty

5,141,879 US
3,109,630 Brazil
2,329,638 India
900,745 Russia
566,109 South Africa
492,522 Mexico
489,680 Peru
410,453 Colombia
376,616 Chile
333,699 Iran
326,612 Spain
313,402 United Kingdom
291,468 Saudi Arabia

Admin0 Admin1 Admin2

Last Updated at (M/D/YYYY)

8/12/2020, 4:27:08 AM

188

countries/regions



Cumulative Cases

Active Cases

Incidence Rate

Case-Fatality Ratio

Testing Rate

Hospitalization Rate

Global Deaths

743,344

164,545 deaths
US
101,752 deaths
Brazil
53,929 deaths
Mexico
46,611 deaths
United Kingdom
46,091 deaths
India
35,215 deaths
Italy

Global Deaths

US State Level

Deaths, Recovered

32,787 deaths, 73,779
recovered
New York US
15,890 deaths, 33,223
recovered
New Jersey US
10,523 deaths, recovered
California US
9,222 deaths, 358,312
recovered
Texas US
8,751 deaths, 99,021
recovered

US Deaths, Recovered



Daily Cases

Lancet Inf Dis Article: [Here](#). Mobile Version: [Here](#). Data sources: [Full list](#). Downloadable database: [GitHub](#), [Feature Layer](#).

Lead by JHU CSSE. Technical Support: [Esri Living Atlas team](#) and [JHU APL](#). Financial Support: [JHU](#), [NSF](#), [Bloomberg Philanthropies](#) and [Stavros Niarchos Foundation](#). Resource support: [Slack](#), [Github](#) and [AWS](#).

National Cases



Centers for Disease Control and Prevention
CDC 24/7: Saving Lives, Protecting People™

JOHNS HOPKINS
UNIVERSITY & MEDICINE

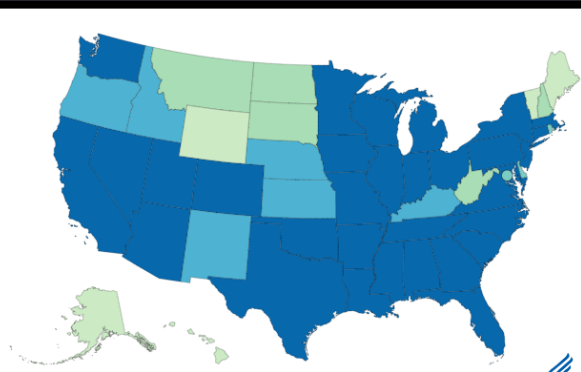
CORONAVIRUS
RESOURCE CENTER

TOTAL CASES
5,064,171

40,522 New Cases*


TOTAL DEATHS
162,407

565 New Deaths*



AS GU MH FM MP PW PR VI

Reported Cases



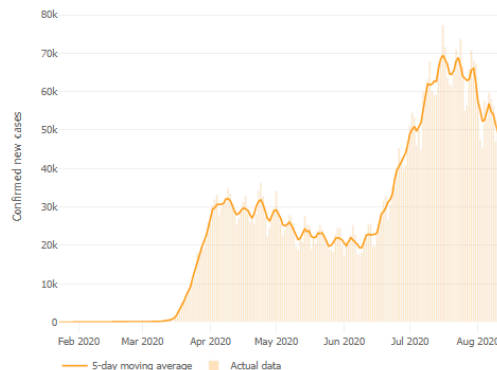
DAILY CONFIRMED NEW CASES (5-DAY MOVING AVERAGE)

US

New cases confirmed each day (5-day-average)

▼ DOWN

The first case of COVID-19 in US was reported 202 days ago on 1/21/2020. Since then, the country has reported 5,141,208 cases, and 164,537 deaths.



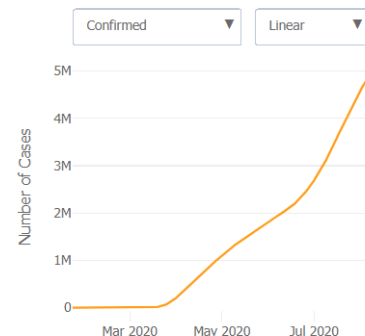
Cumulative Cases By Date

US

Yesterday's data (8/12/2020)

NEW CASES: **46,808** | DEATHS: **1,074**

The first case of COVID-19 in US was reported 202 days ago on 1/21/2020. Yesterday, the country reported 46,808 new confirmed cases and 1,074 deaths.



US Cases by County

COVID-19 United States Cases by County Johns Hopkins University

States/Territories Please select

Total Cases

5,141,879

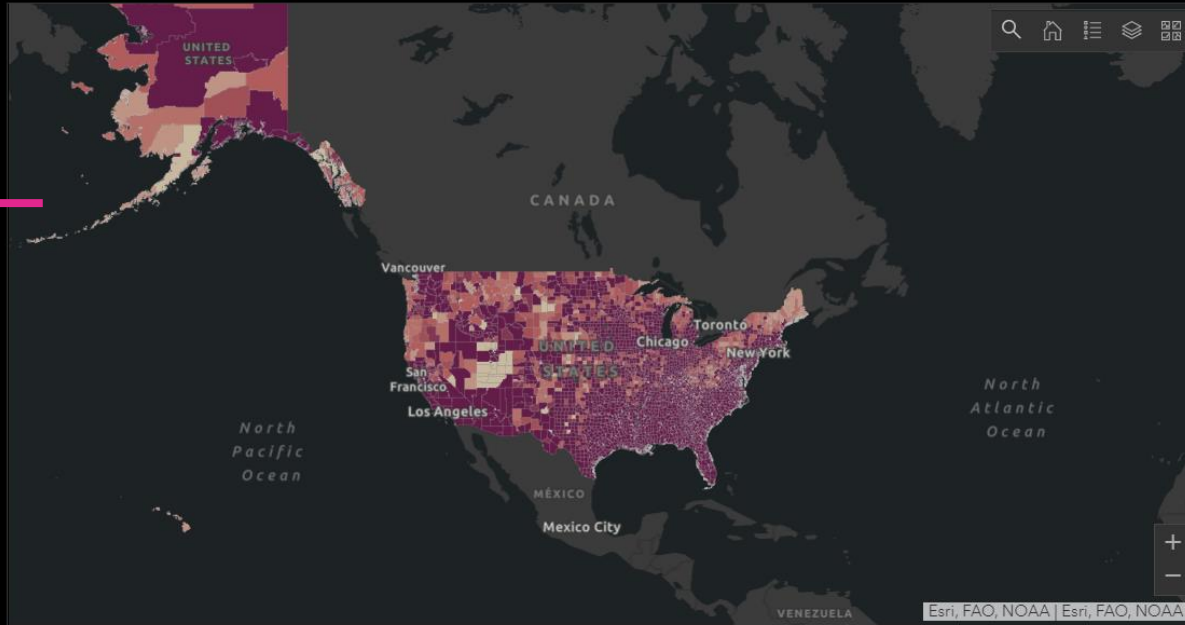
in the US

Cases per US State (Deaths)

578,946	California (10,523)
542,792	Florida (8,553)
517,700	Texas (9,222)
422,003	New York (32,787)
222,588	Georgia (4,351)
198,248	Illinois (7,866)
188,737	Arizona (4,199)
185,475	New Jersey (15,890)
138,743	North Carolina (2,248)
133,125	Louisiana (4,313)
125,016	Pennsylvania (7,343)
124,915	Tennessee (1,271)
121,707	Massachusetts (8,751)
103,851	Alabama (1,847)
102,826	Ohio (3,708)
102,130	South Carolina (2,098)

Top 50 Confirmed Cases by County

210,874 confirmed
Los Angeles
133,130 confirmed
Miami-Dade
126,791 confirmed
Maricopa
112,484 confirmed
Cook
87,503 confirmed
Harris
69,059 confirmed
Queens
63,605 confirmed
Broward
62,517 confirmed
Kings
55,553 confirmed
Dallas
50,341 confirmed
Bronx
49,446 confirmed
Clark



Confirmed by Population

Confirmed

Deaths

Fatality Rate

Esri, FAO, NOAA | Esri, FAO, NOAA

Daily confirmed new cases (3-day moving average)

Daily New Cases per 100k people. Data shown from 1/22/20 to 8/11/20.



How to use this graphic:

Click on a state to see more detail.



Line shows 3-day moving average of **new cases per day** in this state. Dot corresponds to most recent day.



The **greener** the background, the bigger the **downward trend** of new cases in this state.



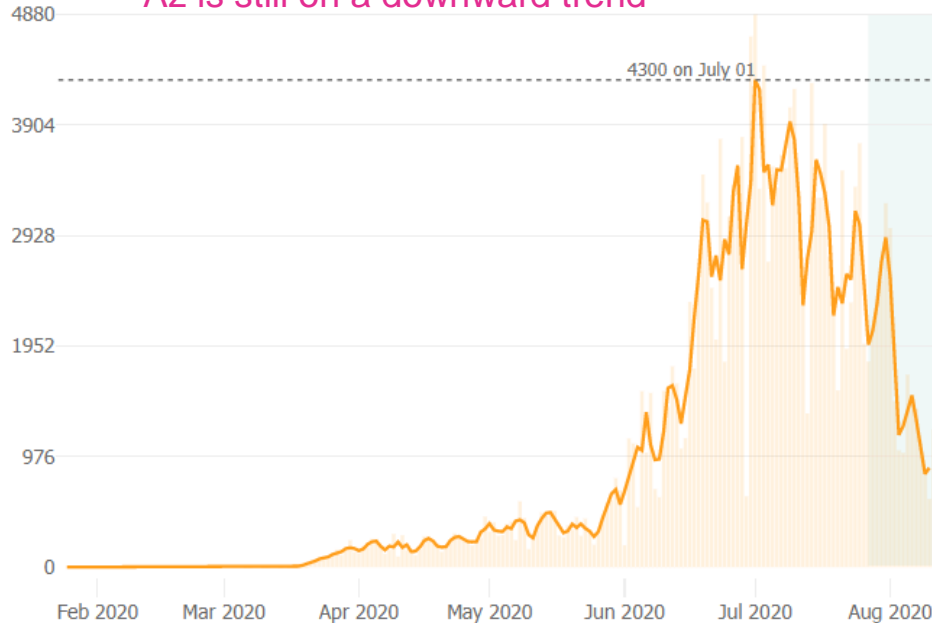
The **redder** the background, the bigger the **upward trend** of new cases in this state.

AZ: Daily Confirmed New Cases

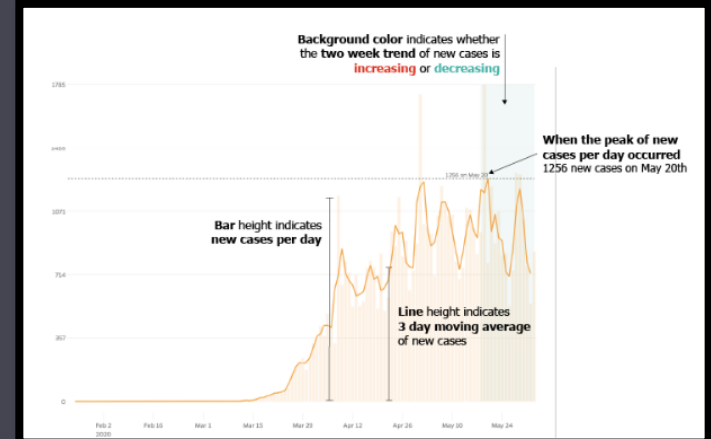
JOHNS HOPKINS
UNIVERSITY & MEDICINE

CORONAVIRUS
RESOURCE CENTER

Az is still on a downward trend



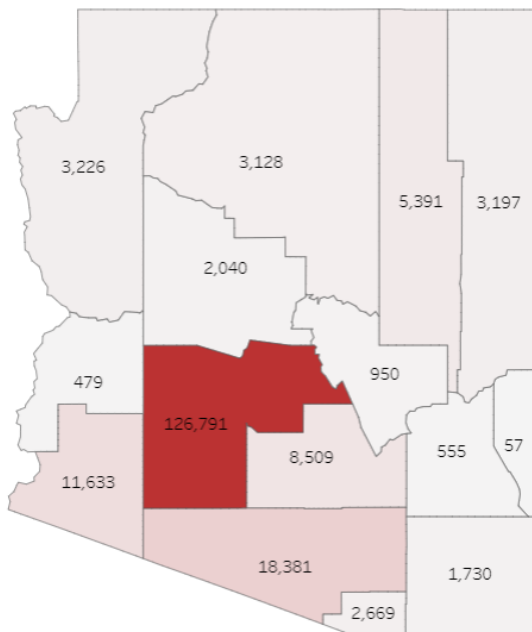
Federal guidelines advise that states wait until they experience a downward trajectory of documented cases within a 14-day period before proceeding to a phased opening. In the state-specific view of the graph, this two-week period is highlighted in **orange** if cases are trending upward, or **green** if they are trending down.





ARIZONA DEPARTMENT OF HEALTH SERVICES

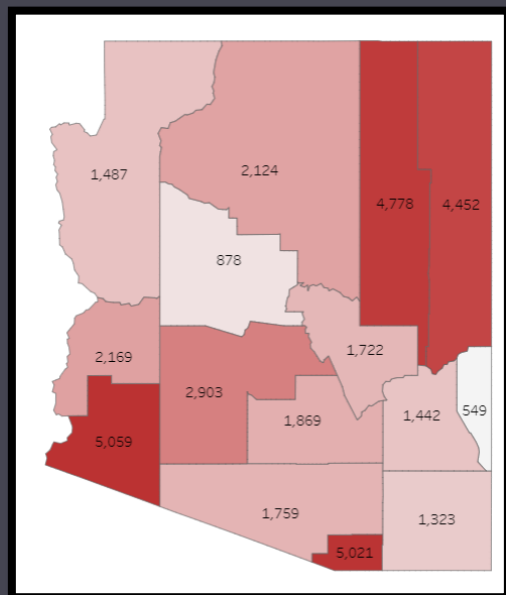
Health and Wellness for All Arizonans



Number of Cases 188,737	Number of Deaths 4,199	Number of COVID-19 Tests 1,276,952
Number of New Cases reported today* 1,213	Number of New Deaths reported today* 45	Number of New Tests reported today* 9,482
Rate of cases, per 100,000 population 2,625.4	Rate of fatalities, per 100,000 population 58.41	Total Percent Positive** 12.4%
Total COVID-19 PCR Tests 1,035,900	New PCR Tests reported today* 9,012	PCR Percent Positive** 13.9%
Total COVID-19 Serology Tests 241,052	New Serology Tests reported today* 470	Serology Percent Positive** 5.7%



Rate per 100,000



Cases by County

County	Total Cases	Percent of State's Cases	Cases per 100,000	Total Deaths
Maricopa	126,371	67.4%	2,817	2,356
Pima	17,996	9.6%	1,718	489
Yuma	11,609	6.2%	5,430	289
Pinal	8,378	4.5%	1,810	156
Navajo	5,375	2.9%	4,846	200
Mohave	3,202	1.7%	1,509	168
Apache	3,194	1.7%	4,443	139
Coconino	3,099	1.7%	2,160	117
Santa Cruz	2,671	1.4%	5,744	53
Yavapai	2,018	1.1%	858	67
Cochise	1,611	0.9%	1,279	52
Gila	916	0.5%	1,696	38
Graham	549	0.3%	1,414	<20
La Paz	477	0.3%	2,260	<20
Greenlee	57	0.0 %	600	<20

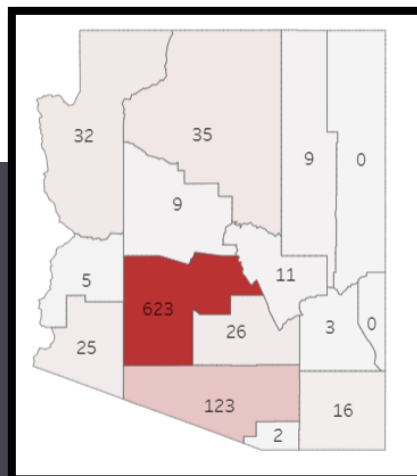
Congregate Settings with Positive COVID-19 Cases



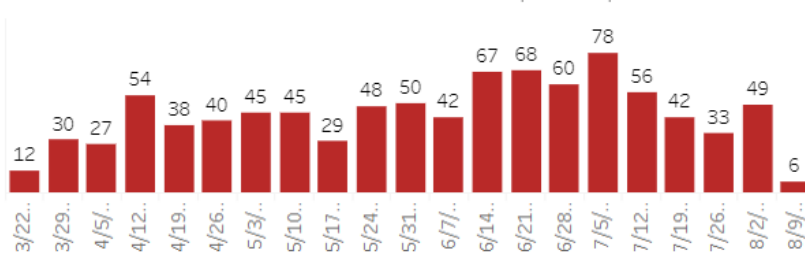
ARIZONA DEPARTMENT OF HEALTH SERVICES
Health and Wellness for All Arizonans

Number of Congregate Settings with Confirmed
COVID-19 Cases

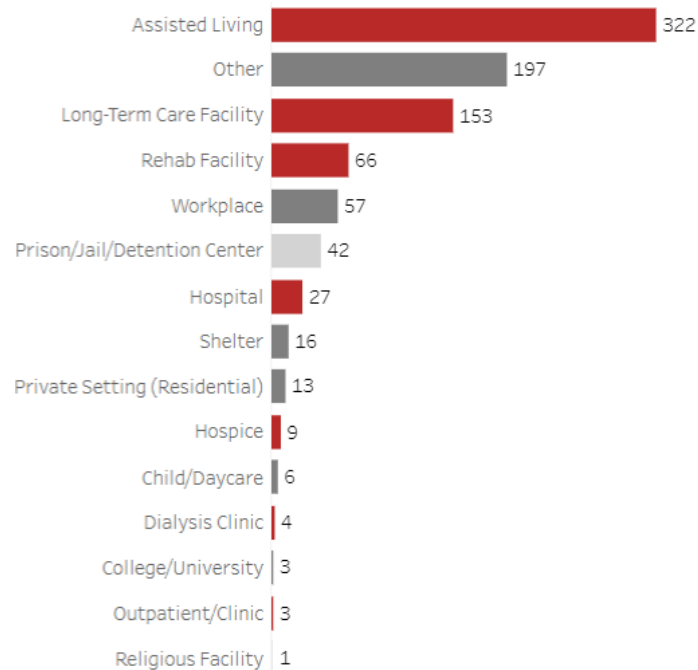
919



Congregate Setting with Confirmed COVID-19 Cases by Week
Date that is used for week is the date the outbreak was reported to public health



Setting Type



Category

Correctional

Healthcare

Other Setting

Which U.S. States Meet WHO Recommended Testing Criteria?

JOHNS HOPKINS
UNIVERSITY & MEDICINE

CORONAVIRUS
RESOURCE CENTER

States that meet positivity recommendations: 14

STATE	PERCENTAGE OF POSITIVE TESTS
-------	------------------------------

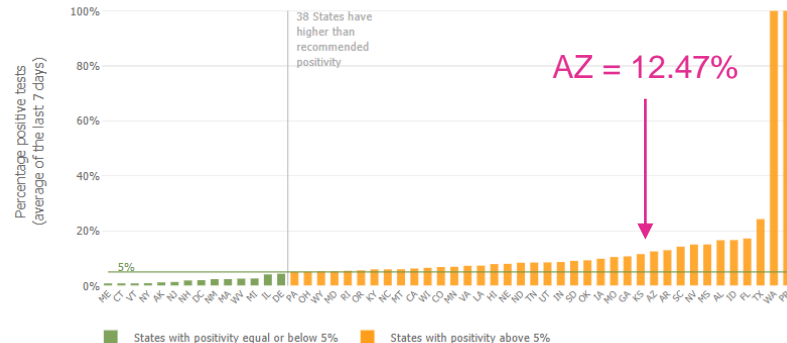
Maine	0.45%
Connecticut	0.77%
Vermont	0.80%
New York	0.91%
Alaska	1.22%
New Jersey	1.35%
New Hampshire	1.90%
District of Columbia	2.02%
New Mexico	2.38%
Massachusetts	2.41%

States above recommended positivity: 38

STATE	PERCENTAGE OF POSITIVE TESTS
-------	------------------------------

Washington	100.00%
Puerto Rico	100.00%
Texas	24.23%
Florida	17.17%
Idaho	16.60%
Alabama	16.53%
Mississippi	15.01%
Nevada	14.98%
South Carolina	14.21%
Arkansas	12.91%

The WHO advised governments that before reopening, rates of positivity in testing should remain at 5% or lower for at least 14 days.



Laboratory Testing

All tests completed for COVID-19

1,276,952

All tests reported yesterday in Arizona

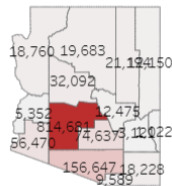
9,482

Total % Positive COVID-19 All Tests

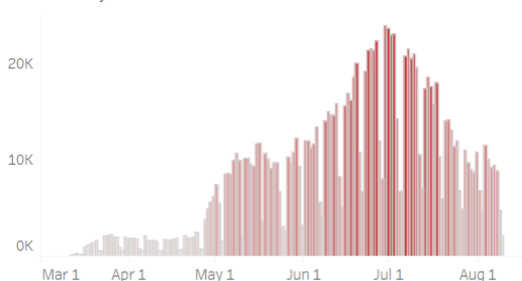
12.4%

All tests by county

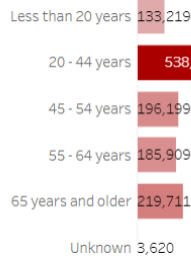
Select a county to filter the data.



All tests by date of collection



All Testing by Age Group



COVID-19 tests completed and percent positive by week

Percent positive is defined as number of people with a positive test result, reported electronically out of all people with COVID-19 testing reported electronically completed in AZ.

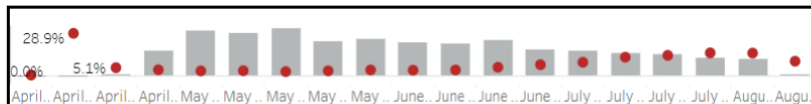
Total % Positive COVID-19 PCR Tests

13.9%



Total % Positive COVID-19 Serology Tests

5.7%



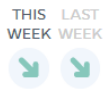
State ↑

New Cases ⓘ ↑

New daily cases

Weekly trend


Arizona ↓



Tests per 1,000 people ↑

Daily Tests


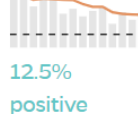
Weekly trend



Percent Positive ⓘ ↑

Daily % positive

Above threshold?



PCR Positivity %

6/28/20 = 21%

7/5/20 = 19%

7/12/20 = 16%

7/19/20 = 12%

7/26/20 = 10%

8/2/20 = 8%

Hospitalizations



ARIZONA DEPARTMENT OF HEALTH SERVICES
Health and Wellness for All Arizonans

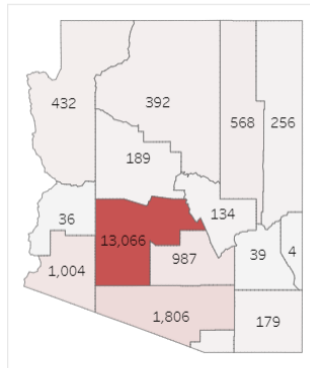
Date	Total # COVID Cases In Hospital	% Cases
6/17/20	3,808	10%
6/24/20	4,250	7%
7/1/20	4,736	6%
7/8/20	5,272	5%
7/15/20	5,942	5%
7/22/20	6,894	5%
7/29/20	9,394	6%
8/4/20	13,294	7%
8/11/20	19,292	10%

Number of Cases Hospitalized

19,292

Percent of Cases Hospitalized

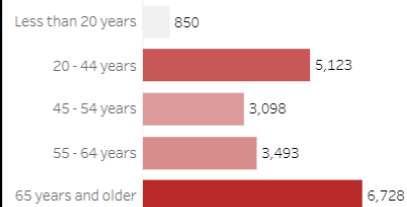
10%



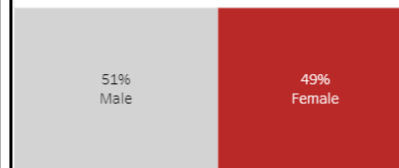
Number of COVID-19 Cases that are Hospitalized by Date of Hospitalization



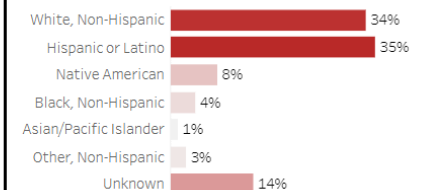
COVID-19 Hospitalized Cases by Age Group



COVID-19 Hospitalized Cases by Gender



COVID-19 Hospitalized Cases by Race/Ethnicity



Inpatient Bed Usage Due to COVID-19

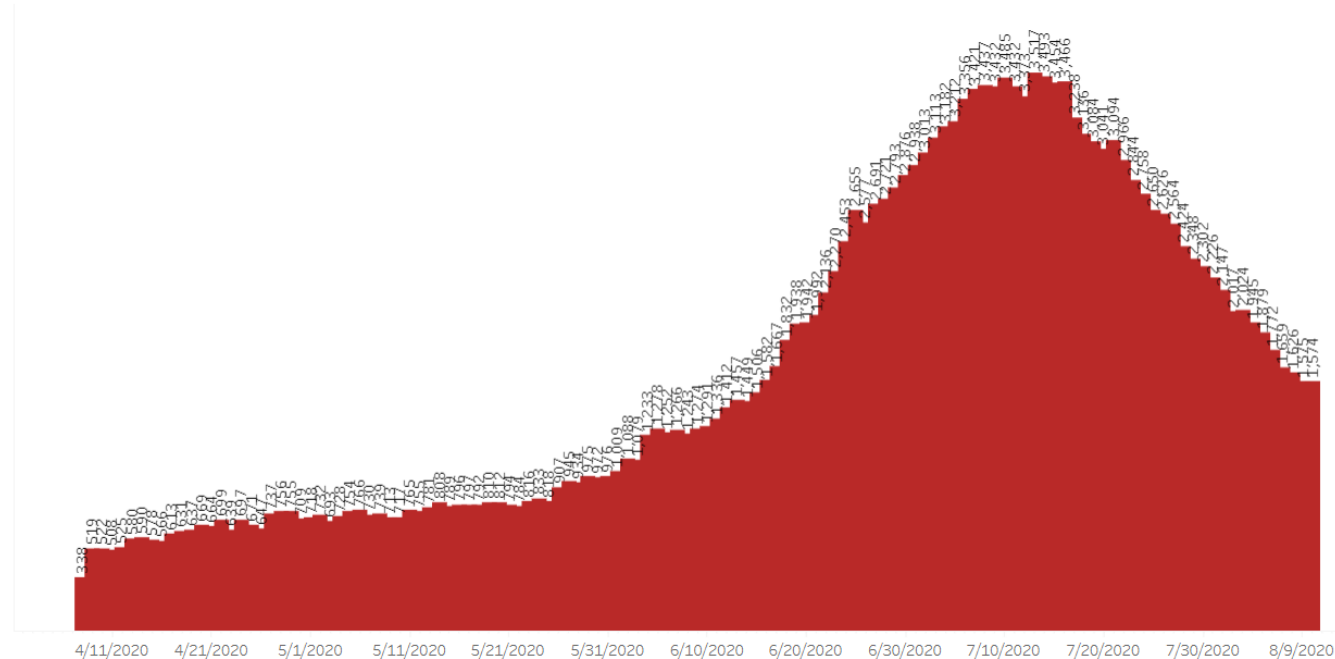


ARIZONA DEPARTMENT OF HEALTH SERVICES
Health and Wellness for All Arizonans

Date	Total (in use %)	# COVID
6/15/20	6,231 (81%)	1,506
6/22/20	6,469 (83%)	2,136
6/29/20	6,488 (85%)	2,793
7/6/20	6,472 (82%)	3,356
7/13/20	6,721 (85%)	3,517
7/20/20	6,636 (83%)	3,041
7/27/20	6,386 (81%)	2,564
8/3/20	6,487 (81%)	2,024
8/11/20	6,323 (79%)	1,574

Number of Positive or Suspected **Inpatient COVID-19 Patients**

Hover over the icon to get more information on the data in this dashboard.



ICU Beds in Use Due to COVID-19

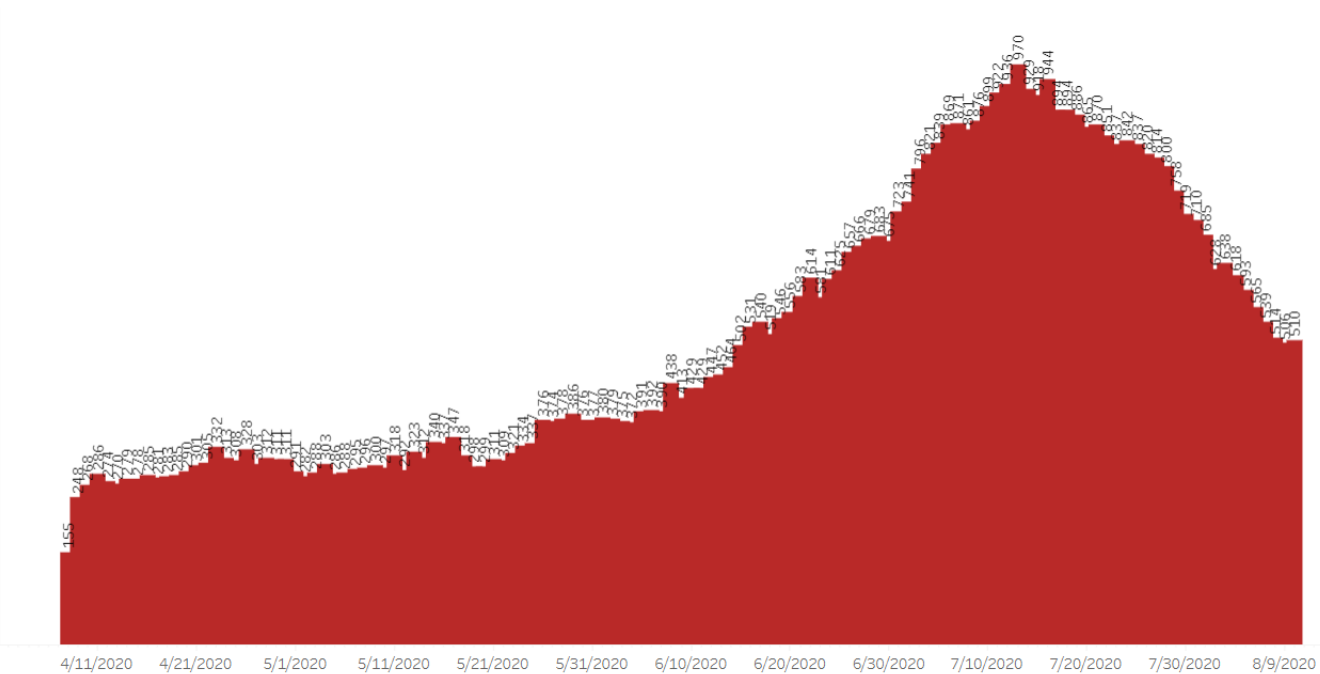


ARIZONA DEPARTMENT OF HEALTH SERVICES
Health and Wellness for All Arizonans

Date	Total ICU (in use%)	# COVID
6/15/20	1,307 (80%)	502
6/22/20	1,412 (84%)	614
6/29/20	1,435 (86%)	683
7/6/20	1,481 (90%)	869
7/13/20	1,498 (88%)	970
7/20/20	1,448 (85%)	865
7/27/20	1,433 (84%)	814
8/3/20	1443 (83%)	638
8/11/20	1367 (79%)	510

Number of **Intensive Care Unit (ICU) Beds in Use** by Positive or Suspected COVID-19 Patients

Hover over the icon to get more information on the data in this dashboard.



Ventilator Usage Due to COVID-19

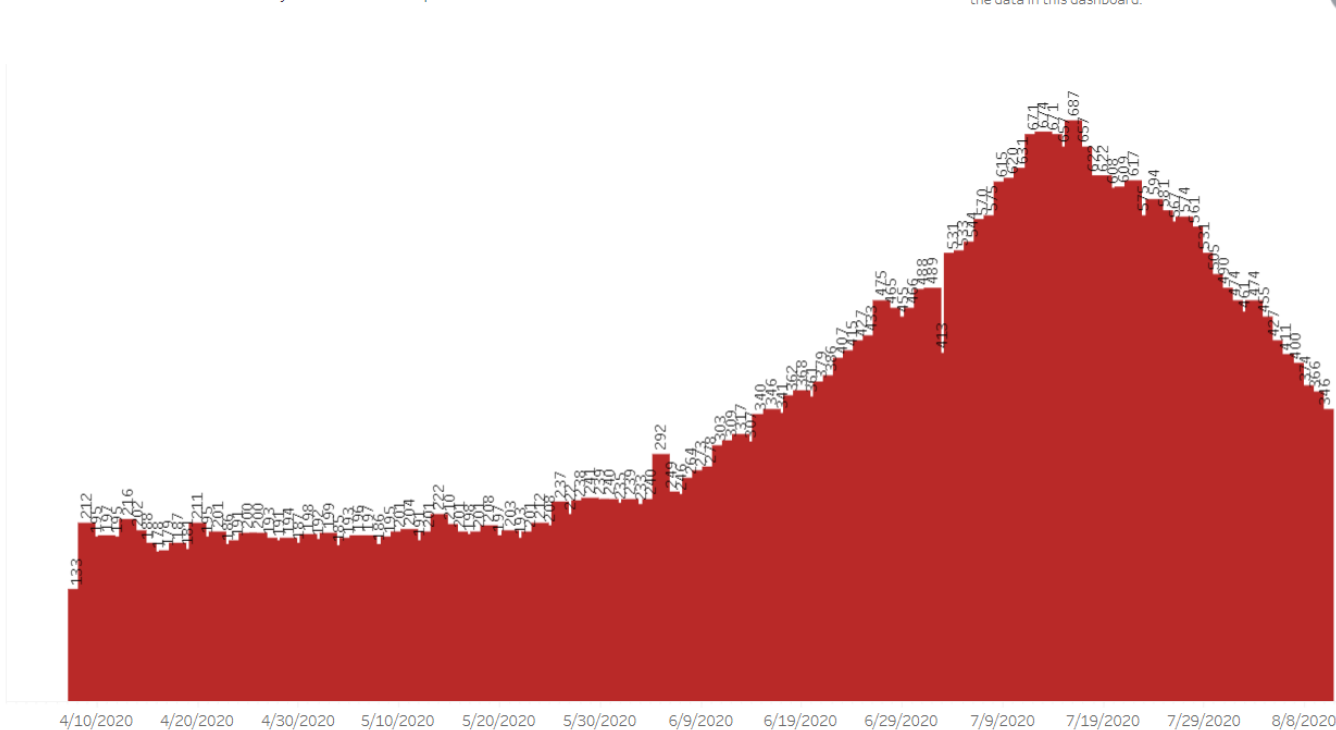


ARIZONA DEPARTMENT OF HEALTH SERVICES
Health and Wellness for All Arizonans

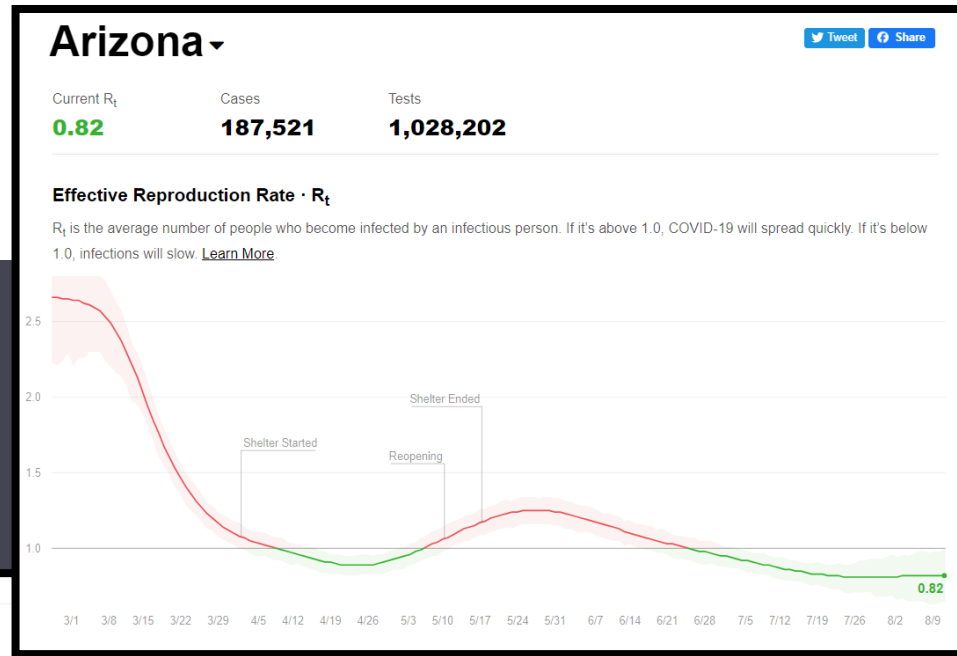
Date	Total Ventilators (in use%)	# COVID
6/15/20	707 (38%)	340
6/22/20	716 (41%)	386
6/29/20	773 (45%)	455
7/6/20	895 (51%)	544
7/15/20	996 (52%)	674
7/20/20	952 (49%)	608
7/27/20	920 (47%)	574
8/3/20	795 (41%)	474
8/11/20	392 (36%)	346

Number of **Ventilators in Use** by Positive or Suspect COVID-19 Patients

Hover over the icon to get more information on the data in this dashboard.




Effective Reproduction #: R_t



Goal: <1.0



Safely Returning to In-Person Instruction



August 6, 2020

[illegible]

ADHS School Benchmarks

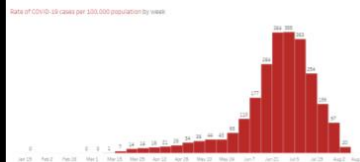
	Cases	% Positivity	CLI*
Apache	✓	✗	✓ (Northern Region)
Cochise	✓	✗	✓ (Southern Region)
Coconino	✓	✗	✓ (Northern Region)
Gila	✗	✗	✗ (Central Region)
Graham	✓	✗	✓ (Southern Region)
Greenlee	✗	✗	✓ (Southern Region)
La Paz	✗	✗	✓ (Western Region)
Maricopa	✓	✗	✗ (Central Region)
Mohave	✓	✗	✓ (Western Region)
Navajo	✓	✗	✓ (Northern Region)
Pima	✓	✗	✓ (Southern Region)
Pinal	✓	✗	✗ (Central Region)
Santa Cruz	✓	✗	✓ (Southern Region)
Yavapai	✓	✗	✓ (Northern Region)
Yuma	✓	✗	✓ (Western Region)

*NOTE: CLI is displayed by region rather than by county.

Understanding the Benchmarks

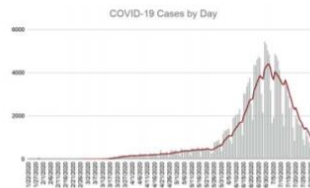
Cases

Benchmark: Two weeks below 100 cases per 100,000 (not including the current week)



OR

A decline in weekly average cases for two consecutive weeks (not including the current week)

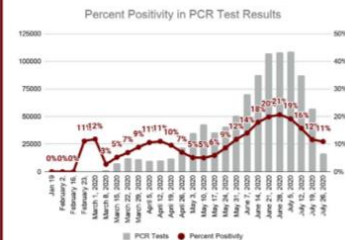


Data Source: ADHS MEDSIS Confirmed and Probable Cases

Available by: County

Percent Positivity

Benchmark: Two weeks with percent positivity below 7% (not including the current week)

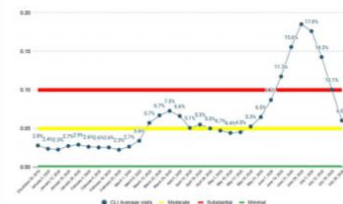


Data Source: ADHS Electronic Laboratory Data

Available by: County

COVID-like Illness

Benchmark: Two weeks with hospital visits due to COVID-like illness below 10%



Data Source: BioSense Syndromic Surveillance Platform

Available by: BioSense Region

- **Northern:** Apache, Coconino, Navajo, Yavapai Counties
- **Central:** Gila, Maricopa, Pinal Counties
- **Southeastern:** Cochise, Graham, Greenlee, Pima, Santa Cruz Counties
- **Western:** La Paz, Mohave, Yuma Counties

ADHS School Benchmarks

Dashboard Update	Date Time Period
August 6, 2020	07/12 - 07/18 07/19 - 07/25

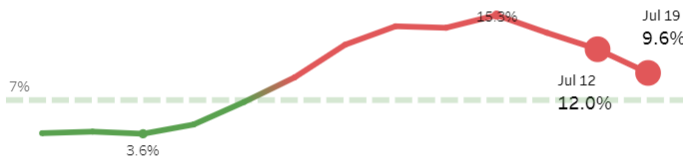
The ADHS dashboard will be updated every Thursday for the data covering the 2-week period ending 12 days earlier

Showing data for **Pima County** (Southeastern Region)

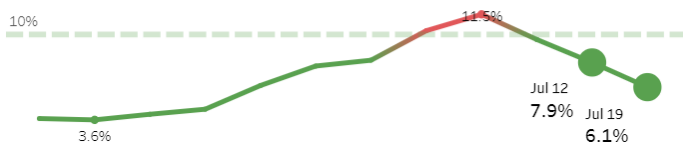
- 1) ☒ Decline in cases or less than 100 cases per 100,000 individuals for two consecutive weeks: **Benchmark Met**



- 2) ☒ Two consecutive weeks with percent positivity below 7%: **Benchmark Not Met**



- 3) ☒ Two consecutive weeks with hospital visits for COVID-like illnesses in the region below 10%: **Benchmark Met**

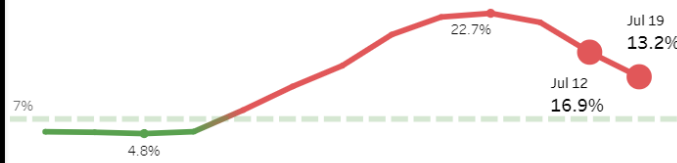


Showing data for **Maricopa County** (Central Region)

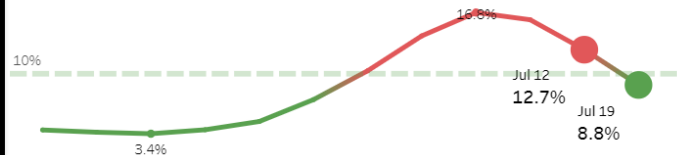
- 1) ☒ Decline in cases or less than 100 cases per 100,000 individuals for two consecutive weeks: **Benchmark Met**



- 2) ☒ Two consecutive weeks with percent positivity below 7%: **Benchmark Not Met**



- 3) ☒ Two consecutive weeks with hospital visits for COVID-like illnesses in the region below 10%: **Benchmark Not Met**



ADHS Phased Reopening-Businesses

Mitigation Requirements

Upon reopening, all industries must implement the safety protocols and guidelines prescribed by ADHS and must submit an **attestation form** stating they are in compliance. The attestation form shall be posted in a visible location in the facility. Additional details can be found in the **ADHS COVID-19 Guidance for Businesses**.

- **ADHS Requirements Bars and Nightclubs Providing Dine-In Services**
- **ADHS Requirements for Bars and Nightclubs Not Operating as a Restaurant**
- **ADHS Requirements for Indoor Theaters**
- **ADHS Requirements for Indoor Gyms and Fitness Centers**
- **ADHS Requirements for Water Parks & Tubing Operators**

BENCHMARKS	Minimal	Moderate	Substantial
CASES	<10 cases/100,000	10-100 cases/100,000	>100 cases/100,000
PERCENT POSITIVITY	<5%	5-10%	≥10%
COVID LIKE ILLNESS	<5%	5-10%	>10%

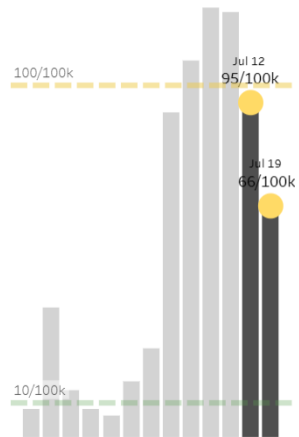
BENCHMARKS	Minimal	Moderate	Substantial
Gyms	50% occupancy, must continue to implement ADHS mitigation requirements until < 3% positivity	25% occupancy, must implement ADHS mitigation requirements	Closed
Movie Theaters, Water Parks and Tubing	50% occupancy, must continue to implement ADHS mitigation requirements until < 3% positivity.	50% occupancy, must implement ADHS mitigation requirements	Closed
Bars and nightclubs that have a food establishment permit	50% occupancy, only if converted to restaurant service per ADHS mitigation requirements until < 3% positivity. Once < 3% positivity, 50% occupancy operating as a bar with ADHS mitigation requirements.	50% occupancy, only if converted to restaurant service per ADHS mitigation requirements. Encourage outdoor dining	Closed
Bars and nightclubs without a food establishment permit	Closed until 3% positivity. Once 3% positivity, operate at 50% occupancy with ADHS mitigation requirements.	Closed	Closed

ADHS Phased Reopening-Businesses

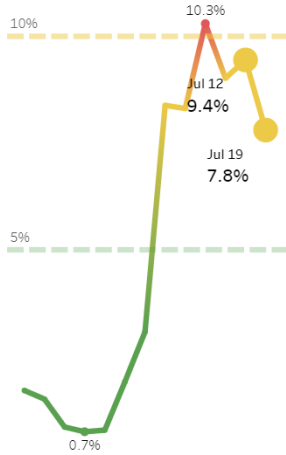
Showing data for **Yavapai County** (Northern Region)

Community Spread: **Moderate**

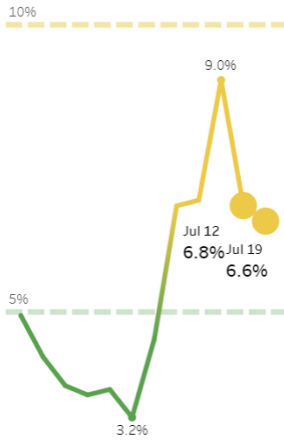
1) Cases per 100,000 individuals: **Moderate**



2) Percent positivity: **Moderate**



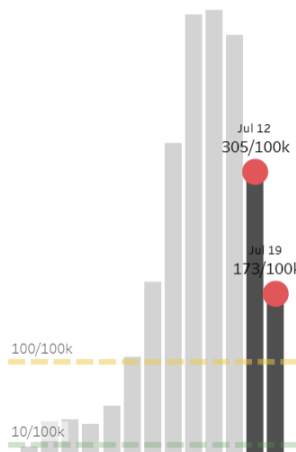
3) Hospital visits for COVID-like illnesses in the region: **Moderate**



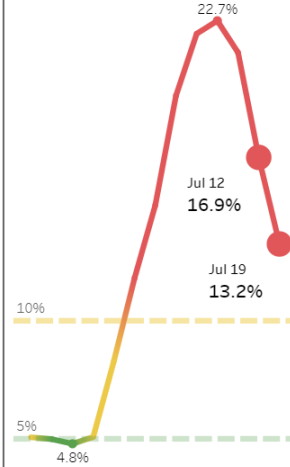
Showing data for **Maricopa County** (Central Region)

Community Spread: **Substantial**

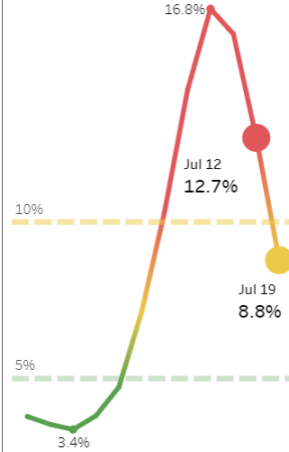
1) Cases per 100,000 individuals: **Substantial**



2) Percent positivity: **Substantial**



3) Hospital visits for COVID-like illnesses in the region: **Substantial**



Russia Unveils Coronavirus Vaccine 'Sputnik V'

- President Vladimir Putin claimed this week that Russian scientists achieved a breakthrough in the global vaccine race, announcing that the country has become the first to approve an experimental coronavirus vaccine and that his own daughter has already taken a dose.
- Officials have pledged to administer the possible vaccine to millions of people this summer and fall — including tens of thousands of teachers and front-line health-care workers in the coming weeks, before even finishing clinical trials.
- The formula was developed by the Gamaleya Institute in Moscow.

[CLICK HERE](#)

Gilead Seeks U.S. Approval For COVID-19 Treatment Remdesivir

- Gilead Sciences Inc has filed an application with the U.S. Food and Drug Administration seeking full approval for remdesivir, its experimental COVID-19 drug currently used under emergency authorization.
- Remdesivir will be sold under brand name Veklury and is supported by data from two late-stage trials conducted by Gilead and another by the National Institute of Allergy and Infectious Diseases.

[CLICK HERE](#)

Drug Manufacturers To Help Increase Supply Of Remdesivir

- Pfizer announced it has signed a multi-year agreement with Gilead Sciences to increase supply of the latter's antiviral drug remdesivir.
- Gilead is aiming to supply enough of the drug by the end of the year to treat more than 2 million COVID-19 patients and agreed to send nearly all of its remdesivir supply to the United States through September.

[CLICK HERE](#)

HHS Reopens Provider Relief Fund Portal For Medicare Providers

- The HHS Provider Relief Fund portal has been reopened. Medicare providers who missed the opportunity to apply for additional funding from the Medicare general distribution can complete an application to be considered for the balance of their additional funding up to 2% of their annual patient revenues.
- Deadline to apply is Aug. 28. Visit the HHS Provider Relief Fund [website](#) for additional details and links to the application portal.

Coronavirus Cases In Children Rise Sharply In The Second Half Of July

More than 97,000 U.S. children tested positive for the coronavirus in the last 2 weeks of July, more than a quarter of the total number of children diagnosed nationwide since March, according to data from the American Academy of Pediatrics and the Children's Hospital Association.

- The increase in pediatric cases comes as children are entering close quarters for the first time in months as some schools open their doors to students again.
- 7:10 new pediatric cases were reported in southern and western states.
- Pediatric deaths accounting for fewer than 1% of the national total.

[CLICK HERE](#)

FDA Says US Will Need To Have Independent Experts Review Coronavirus Vaccine Candidates Before Approval

- FDA announced that the US will need to have independent experts review COVID-19 vaccine candidates before approval.
- FDA says it would not cut corners in the race to roll out a vaccine. COVID-19 vaccine candidates will be reviewed according to established legal and regulatory standards for medical products, including by an outside advisory committee.
- Given the widespread potential use of a COVID-19 vaccine, transparent discussion at FDA's Vaccines and Related Biological Products Advisory Committee will be needed.

[CLICK HERE](#)



Community Pharmacy NRT Fulfillment Program



What is ASHLine?

ASHLine has been Arizona's tobacco Quitline for over 20 years. This program is funded by state tobacco tax dollars allocated by ADHS, CDC grants, contracts with public and private partners, and research grants.



Pharmacy FAQ's

Starting July 1, 2020, per changes directed by the Arizona Department of Health Services, **ALL** eligible clients enrolled with ASHLine will be referred to their community pharmacy for a 2-week NRT starter kit from their preferred pharmacy.



Training Video

Listen to the ins and outs of the ASHLine NRT Pharmacy Fulfillment program from the program coordinators.

- Starting July 1, 2020, per changes directed by the Arizona Department of Health Services, **ALL** eligible clients enrolled with ASHLine will be referred to their community pharmacy for a 2-week NRT starter kit from their preferred pharmacy. Please read this information carefully to avoid workflow disruptions and delays in getting the NRT to ASHLine clients who are ready to quit.

Live informational webinar on Friday August 14th

AzPA 2020 ANNUAL CONVENTION

OCTOBER 2 - 4, 2020

~~PHOENIX, AZ~~
anywhere!



AzPA | Pharmacy-Based Cardiovascular Disease Risk Management Certificate Program

October 23, 2020 | Virtual

AzPA Pain Management Certificate Program

Register Here | December 12, 2020

Immunization Training Certificate Program

August 29, 2020 | Virtual

October 24th, 2020 | Virtual

Virtual Residency Showcase

October 13-15, 2020

More details coming soon!

Questions?